

How to Create a Twitter Account:



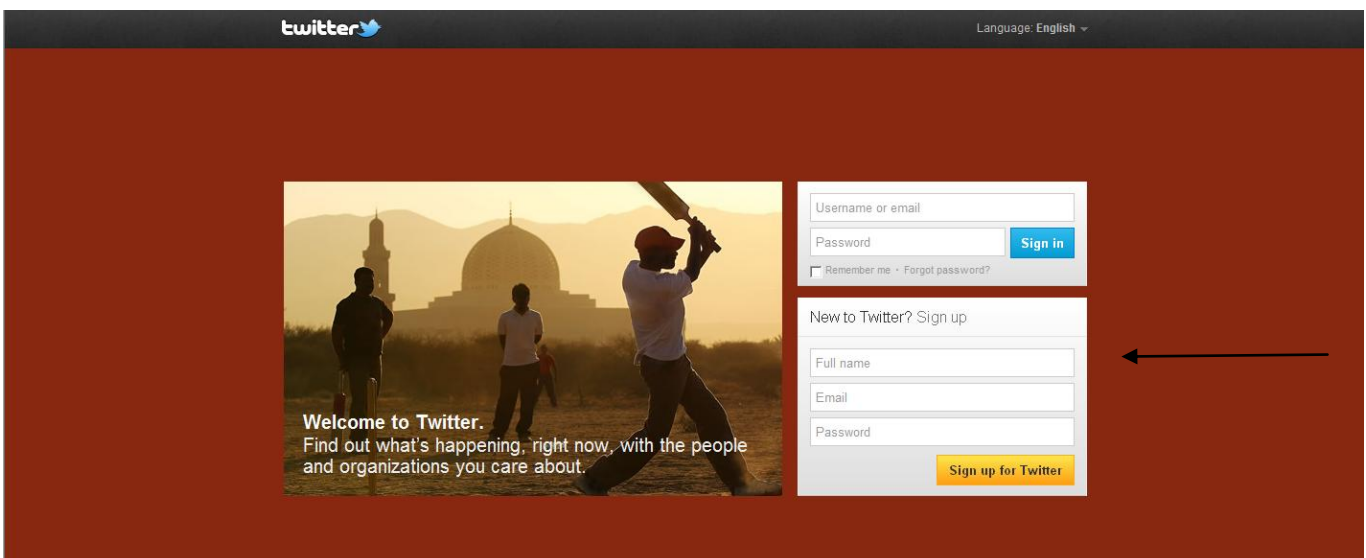
1. Double click on the Internet explorer or Mozilla Firefox icon on your computer desktop to open up a internet webpage.



2. Once your internet browsing page has loaded, single click on the toolbar and enter: www.Twitter.com and press the 'Enter' key on your keyboard.



3. The Twitter homepage will load onto your browser and look similar to this.



4. Enter your personal details to the New to Twitter? Sign up box. Once you have completed your personal details, click the yellow 'Sign up to Twitter' button.



5. A page will then load onto your screen. Your personal details will already be in the first 3 boxes, so you just need to type in a username that you would like to use on twitter.

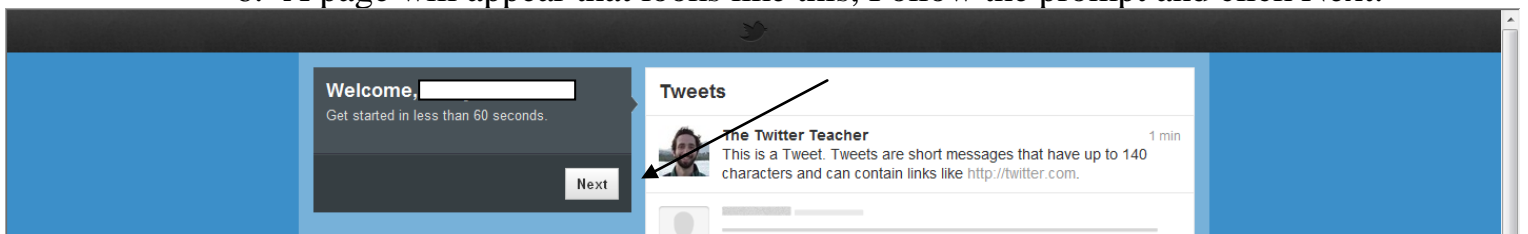
Join Twitter today.

The screenshot shows the Twitter sign-up form with the following elements:

- Full name:** Input field with error message: "A name is required!"
- Email:** Input field with error message: "An email is required!"
- Password:** Input field with error message: "Password must be at least 6 characters."
- Username:** Input field with error message: "A username is required!". Below it, suggestions are shown: "emmza007", "EmilyEmmza007", and "Emmza007Emily".
- Keep me logged-in on this computer:** A checked checkbox.
- Terms of Service:** A section with a scrollable list of terms and links for "Terms of Service" and "Privacy Policy".
- Create my account:** A prominent yellow button.

The writing next to the Username box will turn green when the username is available for you to use. Then click the yellow 'Create my account' button.

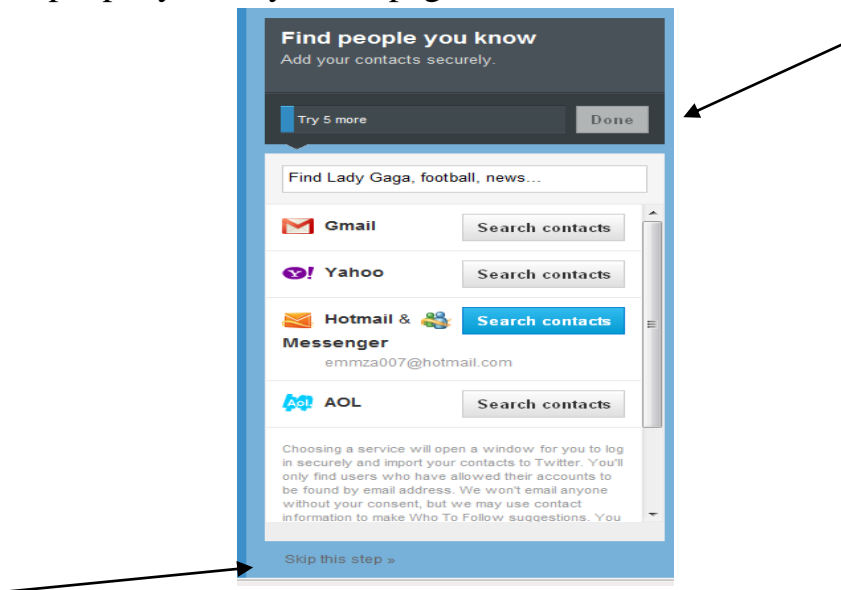
6. A page will appear that looks like this, Follow the prompt and click Next.



7. You can find anything of interest to follow now by typing in the name of the person into the search box or click the 'Skip this step' button at the bottom to do this later.

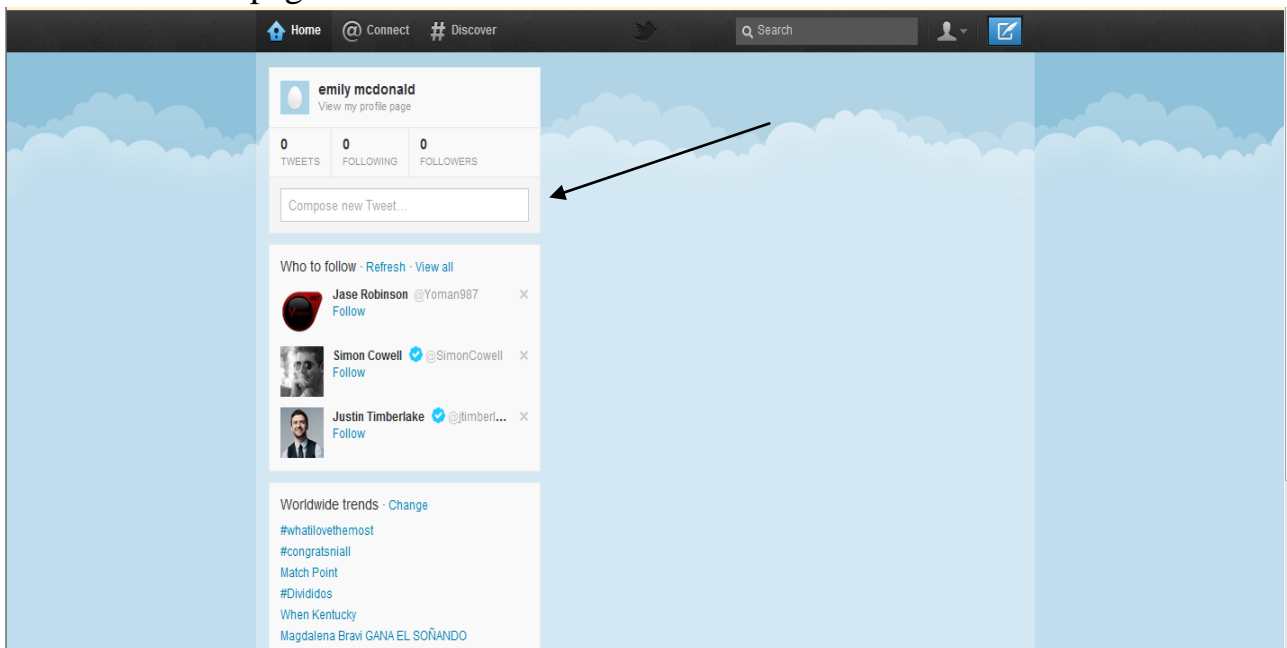


8. Follow this same process through Browse Categories until you get to the Find people you may know page.



9. Search for your family or friends by their email accounts and click 'done' if you have or 'skip this step' if you want to do this later.

10. This page will then load.



This is the Twitter page you will see whenever you sign in. Here you can find people or companies to follow and tweet your thoughts by clicking on the 'Compose new Tweet' box.

You now have your own Personal Twitter Account. Happy Tweeting!